



# KALINGA UNIVERSITY

Established under Chhattisgarh Private Universities (Establishment and Operation) Act, 2005

Kotni, Near Mantralaya, Naya Raipur, Chhattisgarh, INDIA – 492 101  
Mob: 93030 97043, Email- [registrar@kalingauniversity.ac.in](mailto:registrar@kalingauniversity.ac.in)

## ALUMNI FEEDBACK REPORT – 2022

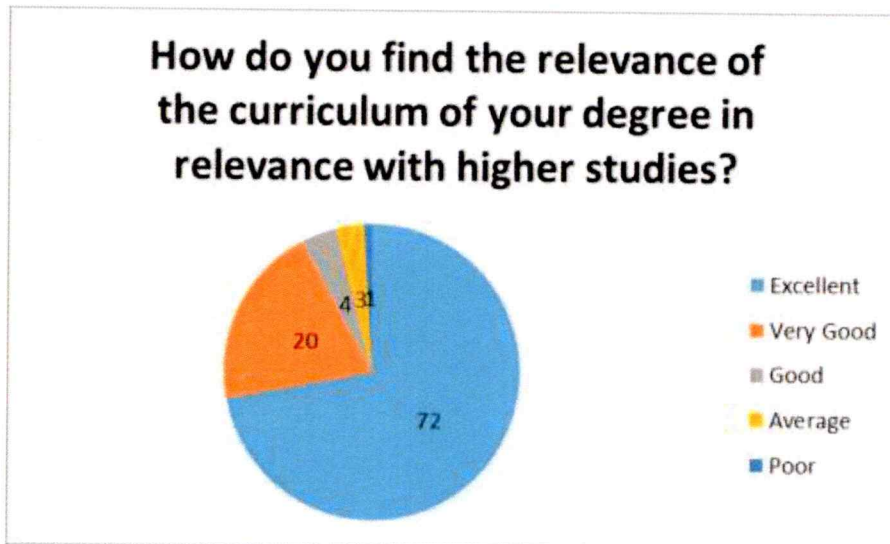
The purpose of this survey is to obtain alumni input on the quality of education and the level of preparation they had at University. This is also to assess the quality of the academic programs of University. Alumni feedback is very much valuable for us as it gives important inputs and helps the University. We request our alumni to provide their feedback to us. Based on the Feedback of the alumni, the analysis is carried out as follows:

### Overall Feedback Analysis:

The Graph was obtained from alumni input on the quality of education they received and the level of preparation they had at University. It was also to assess the quality of the academic program. The Graph shows percentage of respondents according to the following four Questions and the response of this feedback consists of the five options as Excellent/Very Good/Good/Average/Poor.

The Graph shows the percentage of respondents according to the following Questions:–

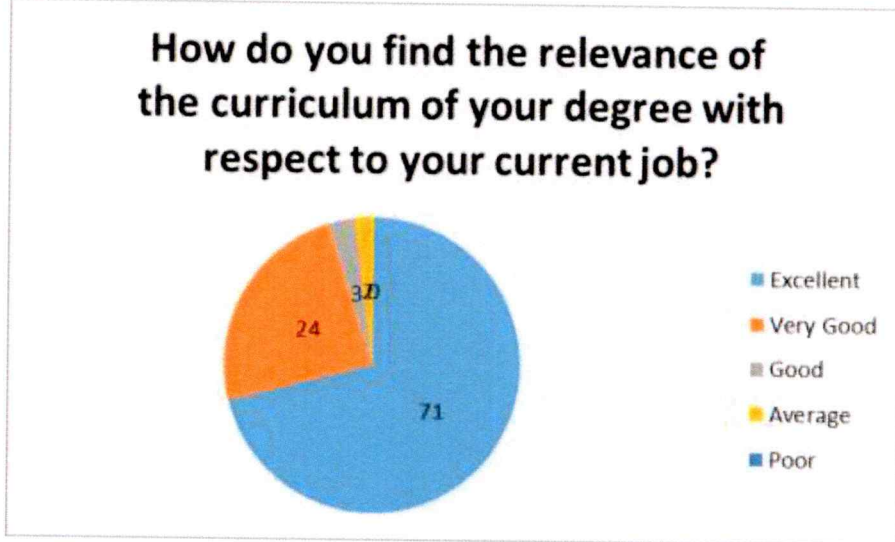
- 1) How do you find the relevance of the curriculum of your degree in relevance with higher studies?



This Chart represents the percentage of Responses of respondents on the order of preference as follows:- Excellent – 72% Very Good – 20% Good –3% Average -2% Poor – 1%

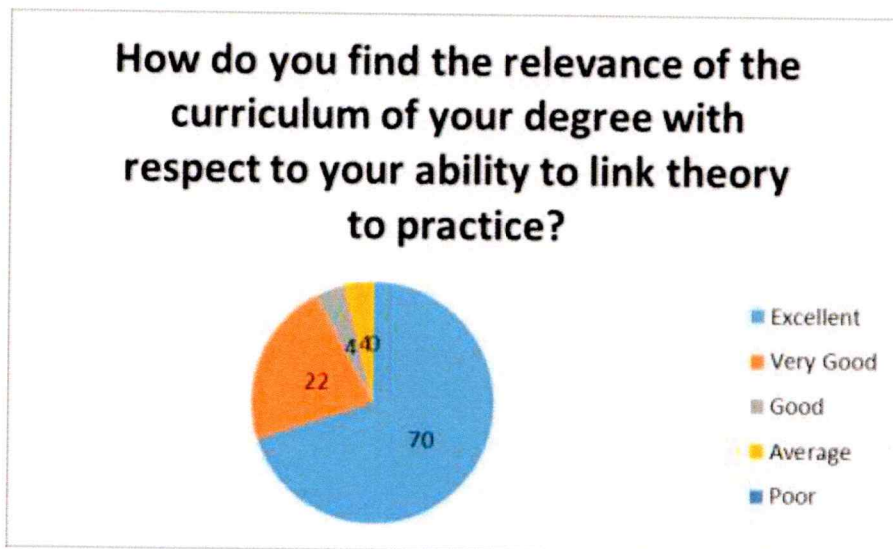


- 2) How do you find the relevance of the curriculum of your degree with respect to your current job?



This Chart represents the percentage of Responses of respondents on the order of preference as follows:- Excellent – 71% Very Good – 24% Good – 3% Average -2% Poor – 0%

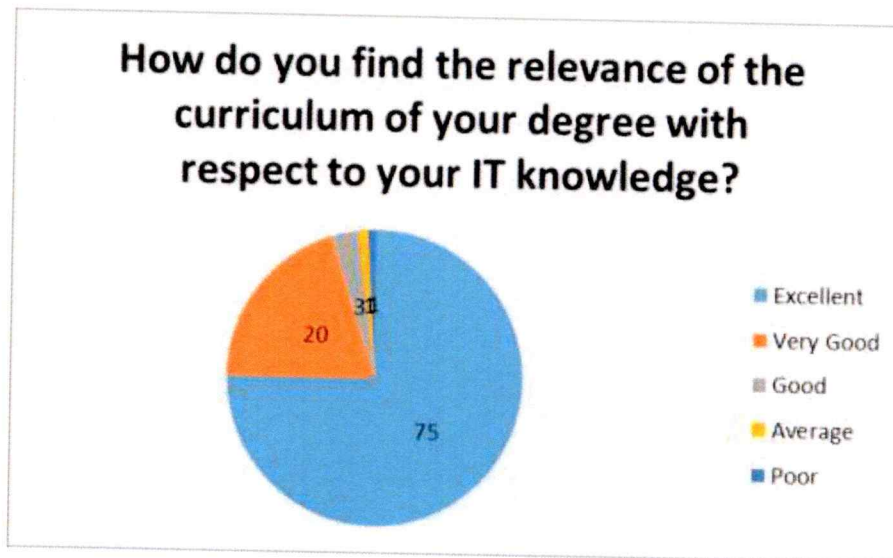
- 3) How do you find the relevance of the curriculum of your degree with respect to your ability to link theory to practice?



This Chart represents the percentage of Responses of respondents on the order of preference as follows:- Excellent – 70% Very Good – 22% Good – 4% Average -4% Poor – 0%



- 4) How do you find the relevance of the curriculum of your degree with respect to your IT knowledge?



This Chart represents the percentage of Responses of respondents on the order of preference as follows:-  
Excellent – 75% Very Good – 20% Good – 3% Average -1% Poor – 1%

### Action Taken Report

The University has taken sets to enhance participation of alumni in college activities and events.

- 1) Planned to conduct lectures beyond the syllabus to cover recent trends in the Industry.
- 2) Planned to conduct extra experiments for the courses during laboratory hours and plan more industry visits.
- 3) Add-on programmes on computer languages and advanced technologies are introduced in the courses.
- 4) Students and Faculty participation in research activities has increased.
- 5) Internships were fructified for students with corporate big wigs to develop their Practical skills, workplace experience and greater knowledge of that industry.

