



KALINGA UNIVERSITY

Established under Chhattisgarh Private Universities (Establishment and Operation) Act, 2005

Kotni, Near Mantralaya, Naya Raipur, Chhattisgarh, INDIA – 492 101
Mob: 93030 97043, Email- registrar@kalingauniversity.ac.in

STUDENTS FEEDBACK REPORT

Session 2021-22



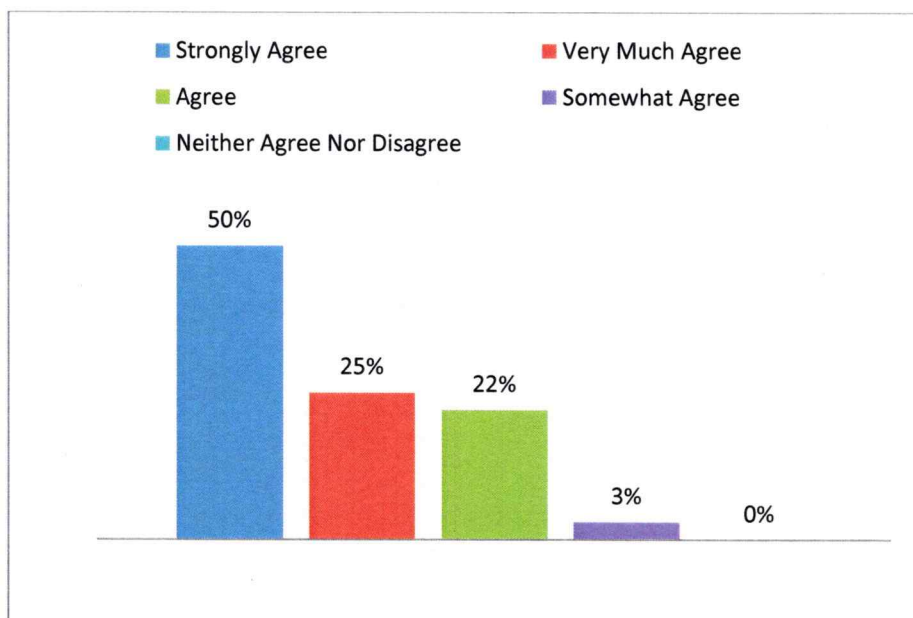
Internal Quality Assurance Cell

Student feedback Questions:

1. The course objectives were clear.
2. The subject workload was manageable
3. Course outcomes were fulfilled
4. The learning and teaching methods encouraged participation
5. The provision of learning resources in the library was adequate and appropriate
6. The method's of assessment were reasonable
7. Feedback on assessment was helpful
8. Subject topics are relevant to current industry requirement
9. How do you rate the list of experiments for the laboratory courses in relation to real life applications
10. How do you rate the course outcomes for the laboratory courses
11. How do you rate the evaluation scheme designed for each of the course
12. How do you rate the opportunities provided for value added courses, mini-projects, internship, and final year project
13. There are sufficient collection of books, journals and reading material at the college Library
14. The Library Staff is co-operative and helpful
15. There is sufficient available Reading space in the Library
16. You are able to access Internet(WI-FI)as and when you require
17. You are aware of the functioning of the placement cell in our University
18. Sufficient Classrooms, reading rooms, toilets are available
19. You are satisfied with sports facilities available in University
20. You are satisfied with the medical facilities that are available round the clock
21. Classrooms/labs/workshops are cleaned properly
22. The toilets are cleaned properly and regularly
23. You are provided with Clean and cold drinking water
24. You are satisfied with Student Amenity Centre (Mini Market) present in your Campus
25. The feedback process is fair and unbiased
26. The teacher uses modern teaching aids, handouts, suitable references, powerpoint presentation, web resources etc
27. The Syllabus has a good balance between theory and practical applications



Chart 1: The course objectives were clear.

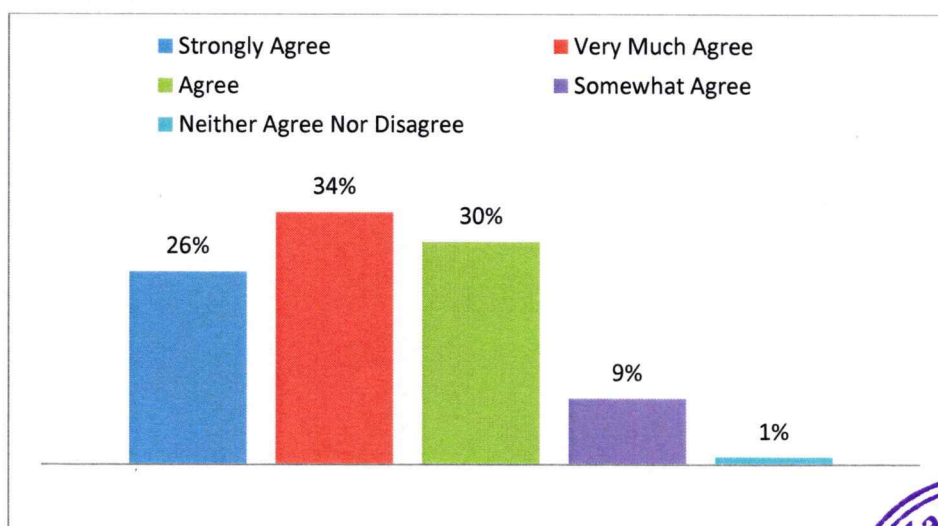


When the students were asked a question whether the “Course objectives were clear” then 50% of them responded “Strongly agree”, 25% “very much agree”, 22% “agree”, 3% “somewhat agree” and 0% “Neither agree nor disagree”. Thus it can be concluded that almost 100% of the students stated that course outcomes were fulfilled through the content delivery and practical exposure.

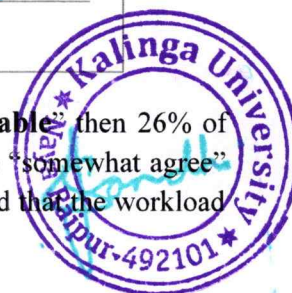
Action Taken:

- The students who have rated Average (3%) were called for a meeting, the reasons were discussed and the suggestions were sent to the concerned department.
- Departments were asked to give clarity about the course objectives to the students.

Chart 2: The subject workload was manageable



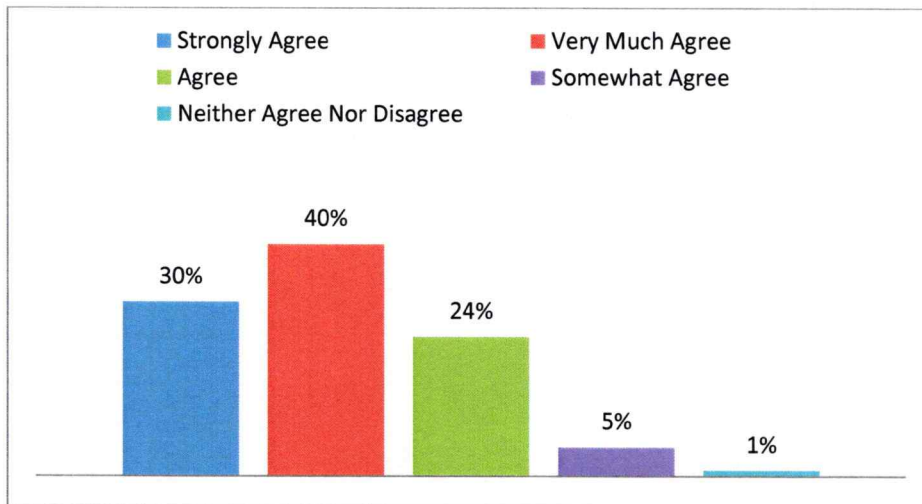
On asking the question whether the “The subject workload was manageable” then 26% of them responded “Strongly agree”, 34% “very much agree”, 30% “agree”, 9% “somewhat agree” and 1% “Neither agree nor disagree”. Thus it seems that 99% of students stated that the workload was manageable.



Action Taken:

- HODs were asked to take counseling session of those 1% students and make them understand how to handle the workload.
- Motivation session was conducted for the students by experts.

Chart 3: Course out comes were fulfilled

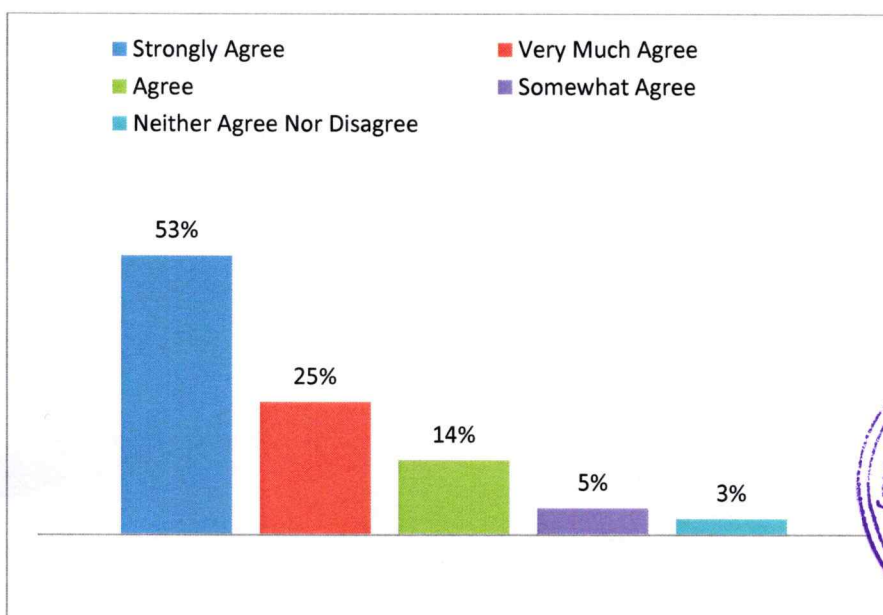


When the students were asked a question whether the “Course out comes were fulfilled” then 30% of them responded “Strongly agree”, 40% “very much agree”, 24% “agree”, 6% “somewhat agree” and 1% “Neither agree nor disagree”. Thus it seems that 99% of students stated that the course outcome was fulfilled.

Action Taken:

- Content beyond the syllabus was made mandatory for the quick learner on the grounds that the moderate students have demonstrated less intrigue.
- The syllabus has been revised keeping in consideration the feedback.

Chart 4: The learning and teaching methods encouraged participation

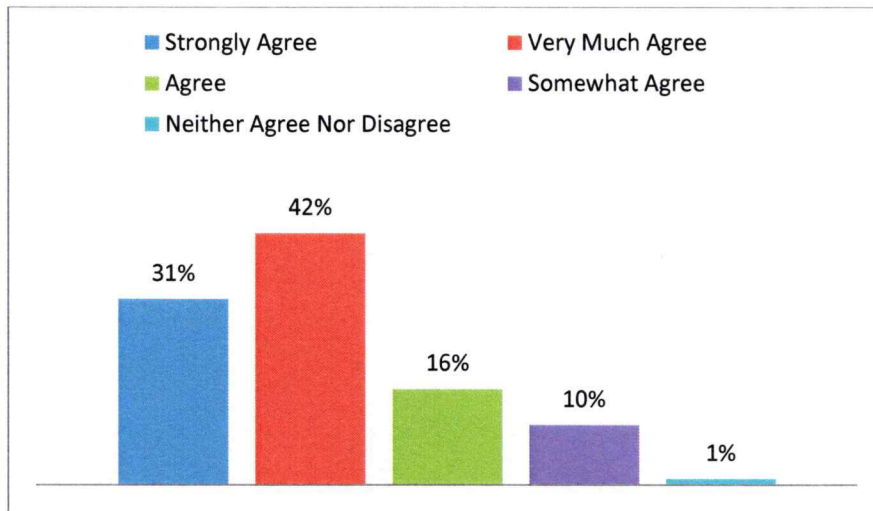


Total 53% of the students responded “Strongly agree” when they were asked a question whether the “The learning and teaching methods encouraged participation”, 25% “very much agree”, 14% “agree”, 5% “somewhat agree” and 3% “Neither agree nor disagree”. Thus 97% of students believed in the improved participation.

Action Taken:

- The student’s feedback that rated 3% “Neither agree nor disagree” were analyzed. Activities focussing on personality development were taken up to make the students self- reliant that inculcate positive attitude and facilitate to acquire the capability of right decision making.
- The departments were instructed to conducting Workshops and arranging Motivational Talks for the students on regular basis.

Chart 5: The provision of learning resources in the library was adequate and appropriate



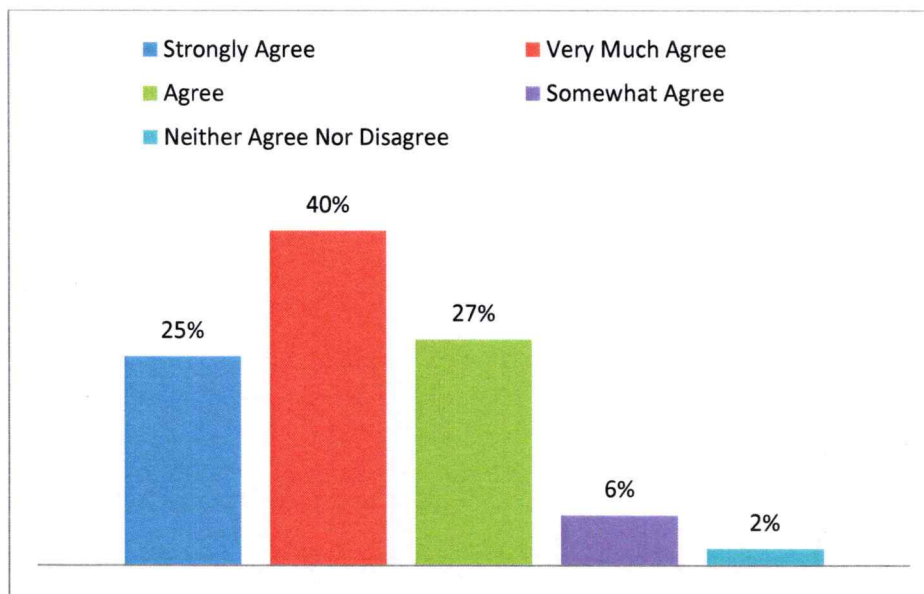
When the students were asked a question whether the “The provision of learning resources in the library were adequate and appropriate” then 31% of them responded “Strongly agree”, 42% “very much agree”, 16% “agree”, 10% “somewhat agree” and 1% “Neither agree nor disagree”. Thus 99% of students appreciated the adequacy.

Action Taken:

- The student’s feedback who has rated 1% “Neither agree nor disagree” were analyzed and requirement from them has been taken and forwarded to the concerned committee for procurement.



Chart 6: The methods of assessment were reasonable

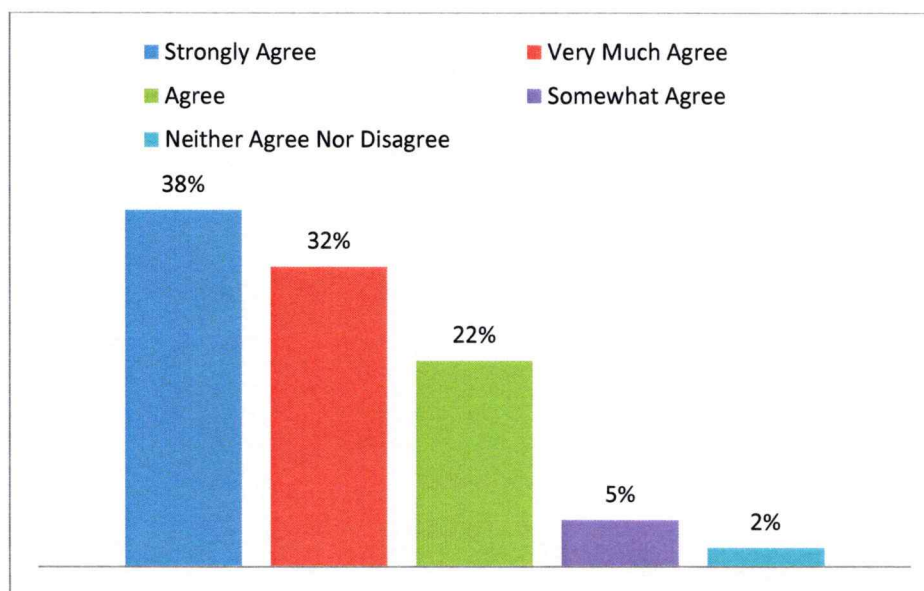


25% of the respondents answered “Strongly agree”, 40% “very much agree”, 27% “agree”, 6% “somewhat agree” and 2% “Neither agree nor disagree”. Thus 98% of students are satisfied with the assessment methodology.

Action Taken:

- The feedback of 2% students were analyzed and their suggestions were taken and forwarded to the competent authorities for necessary steps to be taken.

Charts 7: Feedback on assessment was helpful



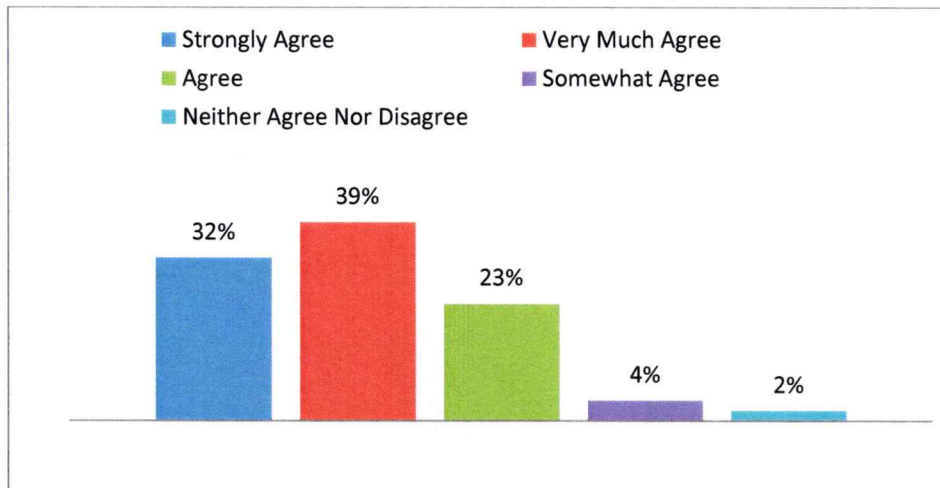
38% of them responded “Strongly agree”, 32% “very much agree”, 22% “agree”, 5% “somewhat agree” and 2% “Neither agree nor disagree”. Thus 98% of students realize that feedback on assessment was helpful.

Action Taken:



- The students who have rated 2% “Neither agree nor disagree”, the reasons were taken in meeting and analyzed. Counseling has been given to those students.

Chart 8: Subject topics are relevant to current industry requirement

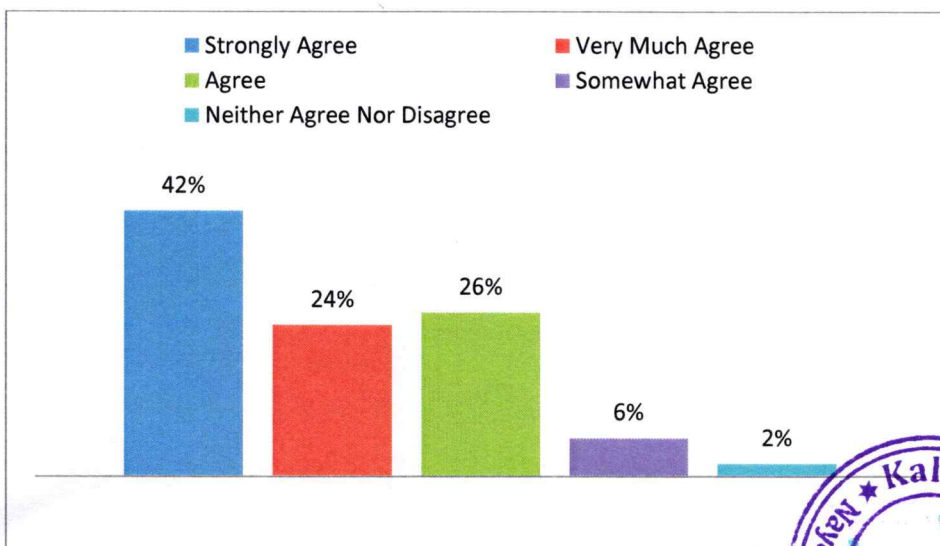


When the students were asked a question “*Subject topics are relevant to current industry requirement*” then 32% of them responded “Strongly agree”, 39% “very much agree”, 23% “agree”, 4% “somewhat agree” and 2% “Neither agree nor disagree”. Thus it seems that 98% of students stated that their subject topics are relevant to the industry requirement.

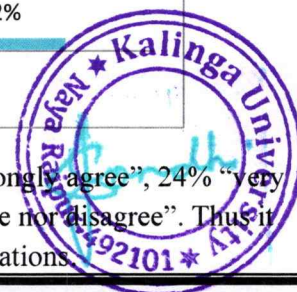
Action Taken:

- The experts from industry visited the university, interacted with students and we have taken suggestions from them regarding our curriculum and advised HODs to review the syllabus as per the industry needs.
- The HOD’s were instructed to revise the curriculum and to add more electives to meet the students’ demands.

Chart 9: How do you rate the list of experiments for the laboratory courses in relation to real life applications



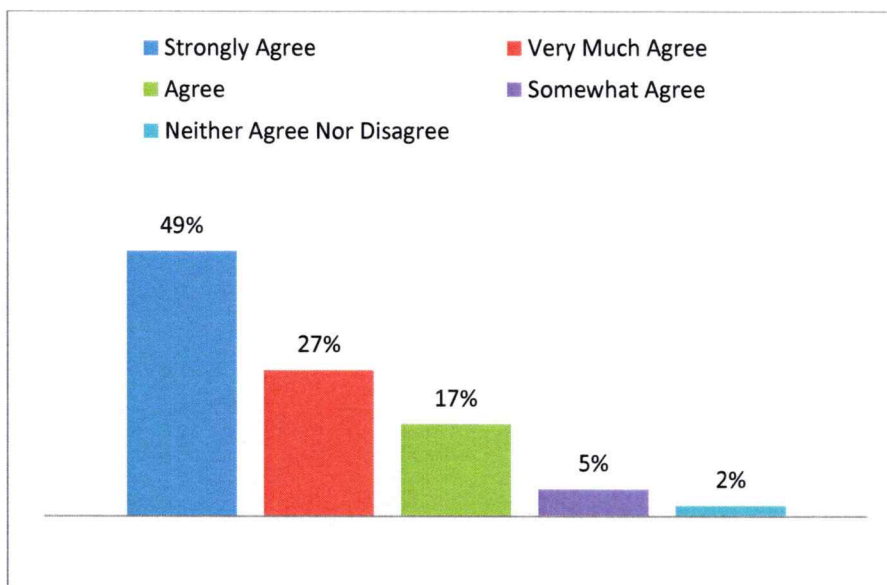
When the students were asked about it then 42% of them responded “Strongly agree”, 24% “very much agree”, 26% “agree”, 6% “somewhat agree” and 2% “Neither agree nor disagree”. Thus it seems that 99% of students appreciate its real life applications.



Action taken:

- The students who have rated 1% “Neither agree nor disagree” were called for the meeting.
- The concerned faculties were asked to improve the list of experiments where improvement is sought.

Chart 10: How do you rate the course outcomes for the laboratory courses

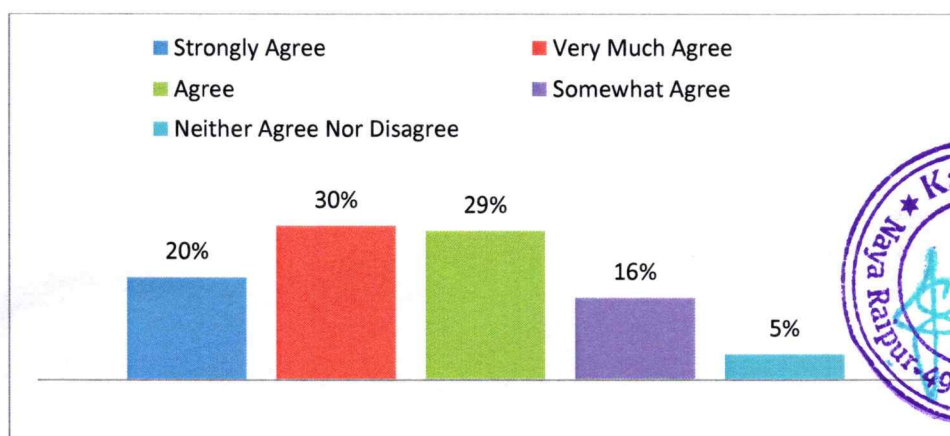


When the students were asked a question that “**How do you rate the course outcomes for the laboratory courses**” then 49% of them responded “Strongly agree”, 27% “very much agree”, 17% “agree”, 5% “somewhat agree” and 2% “Neither agree nor disagree”. Consequently 98% of students do appreciate it.

Action Taken:

- The students who have rated 2% “Neither agree nor disagree” were called for the meeting.
- The requisite modifications have been done in the syllabus of Lab subjects for acquiring theoretical knowledge along with its practical applications as well.

Chart 11: How do you rate the evaluation scheme designed for each of the course

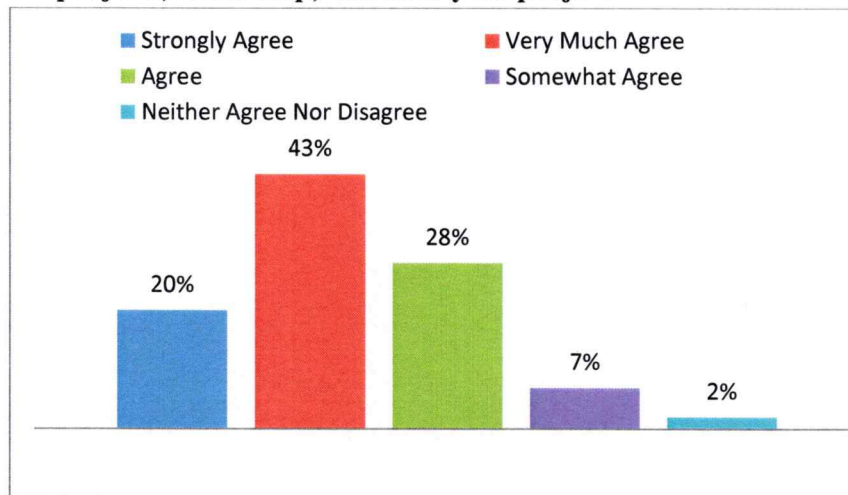


“Strongly agree” 20%, “very much agree” 30%, “agree” 29%, “somewhat agree” 16%, and “Neither agree nor disagree” 5% which implies that students were agreed with the evaluation scheme designed for each of the course.

Action Taken:

- Views of 5% students were taken and the suggestions received by the students regarding the evaluation scheme were communicated to Examination committee for deliberation and action.

Chart 12: How do you rate the opportunities provided for value added courses, mini –projects, internship, and final year project

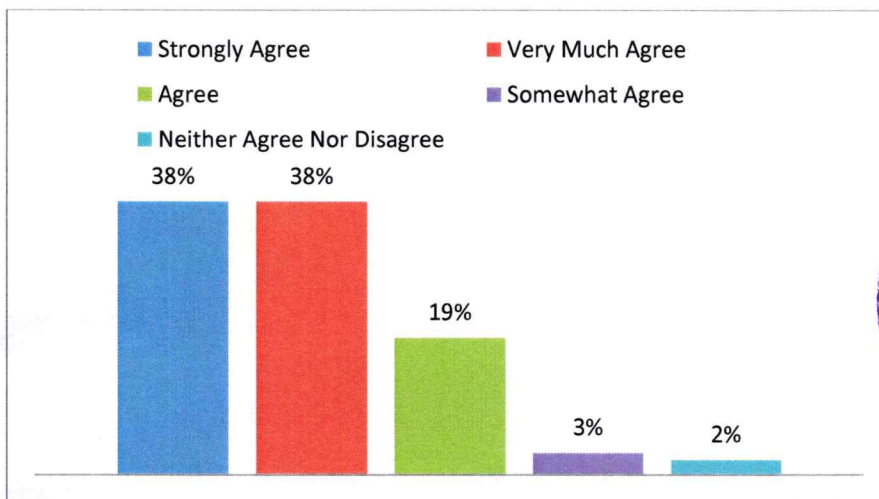


20% of the students responded “Strongly agree”, 43% “very much agree”, 28% “agree”, 7% “somewhat agree” and 2% “Neither agree nor disagree”. Thus it can be inferred that 98% of students have appreciated it.

Action Taken:

- Planned for a mid-project learning session with industry experts.
- Project mentor forecasts weekly on the projects.
- Identifying the students who need extra mentoring in their project work.
- Connected with industry experts for better mentoring on the real life projects.

Chart 13: There is sufficient collection of books, journals and reading material at the college Library

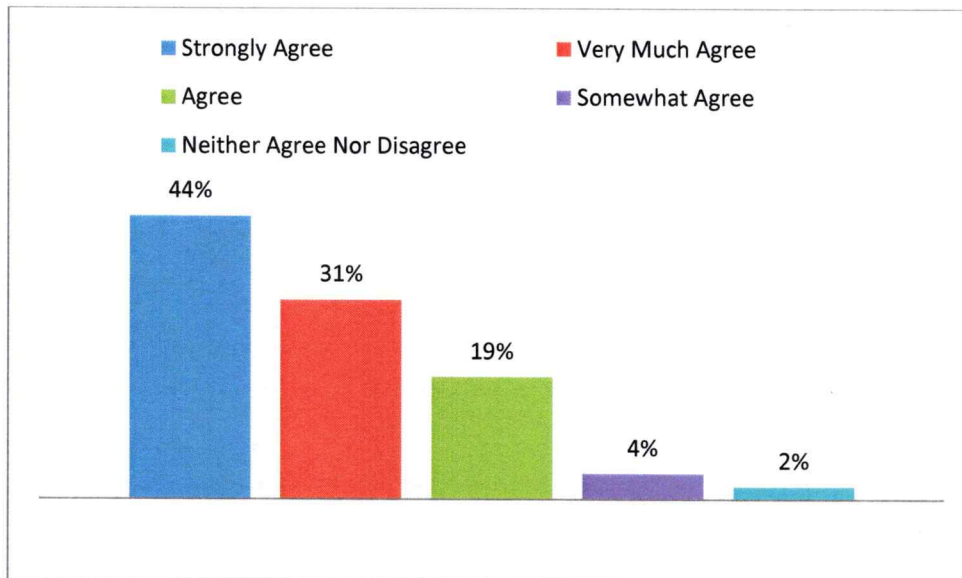


When the students were asked a question about the library then 38% of them responded “Strongly agree”, 38% “very much agree”, 19% “agree”, 3% “somewhat agree” and 2% “Neither agree nor disagree”. Thus 99% of the students are happy with the resources available in the library.

Action Taken:

- The students who have rated 2% “Neither agree nor disagree” were asked to give their requirements and the list has been sent to the department head for further process of procurement.

Chart 14: The Library Staff is co-operative and helpful

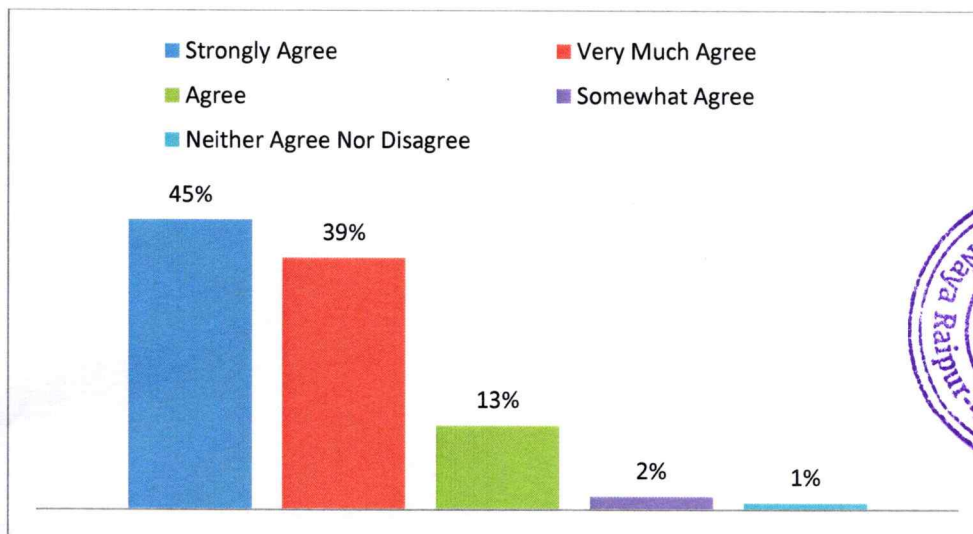


44% of the students responded “Strongly agree”, 31% “very much agree”, 19% “agree”, 4% “somewhat agree” and 2% “Neither agree nor disagree”. Thus it can be inferred that 98% of students appreciate the cooperative behaviour of the library staff.

Action Taken:

- The students who have rated 2% “Neither agree nor disagree” were called for the meeting and their views were analyzed.
- Notice has been issued to library department for fast perusal of students’ demand and need.

Chart 15: There is sufficient available Reading space in the Library

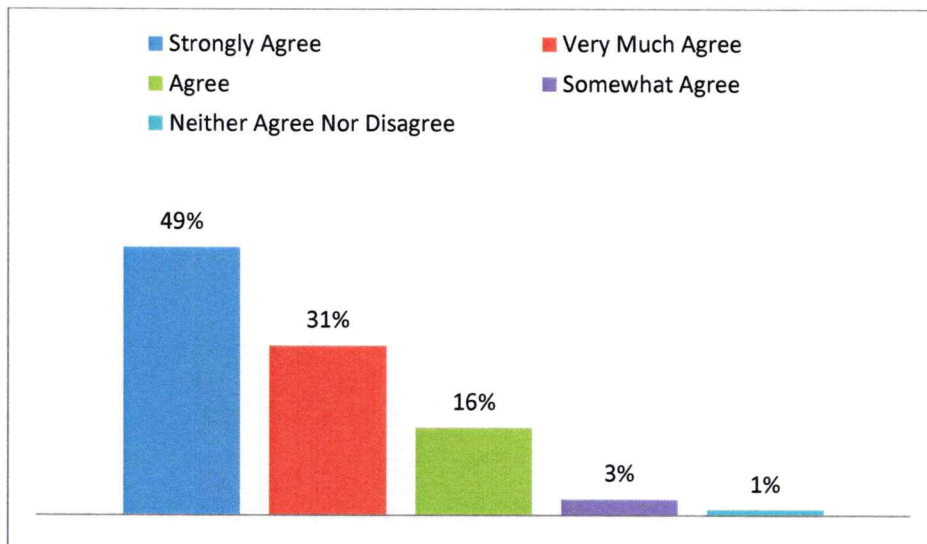


45% of the students responded “Strongly agree”, 39% “very much agree”, 13% “agree”, 2% “somewhat agree” and 1% “Neither agree nor disagree”. In consequence it can be inferred that 99% of students realize the adequacy of sufficient space in the library.

Action Taken:

- The library department was requested to look into the observations made by the students.

Chart 16: You are able to access Internet (WI-FI) as and when you require

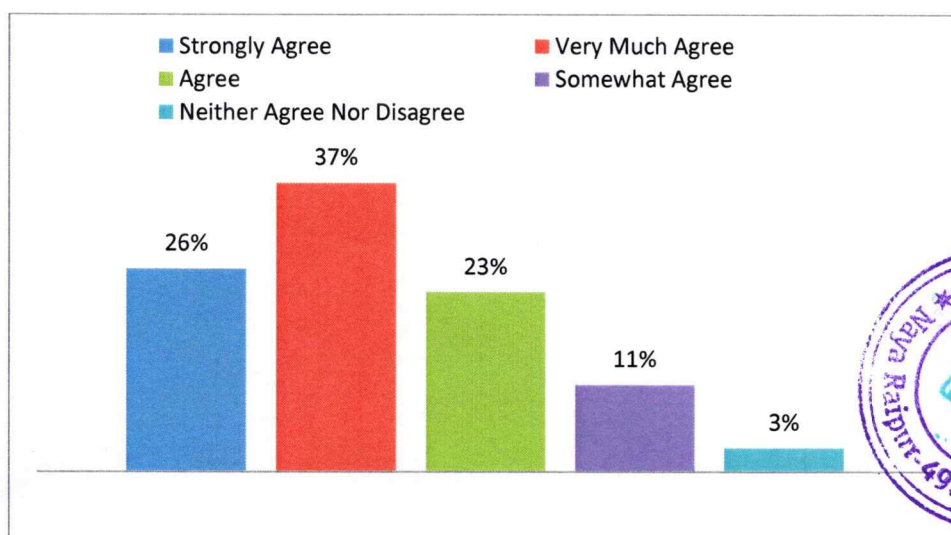


49% of the students responded “Strongly agree”, 31% “very much agree”, 16% “agree”, 03% “somewhat agree” and 1% “Neither agree nor disagree”. Hence it can be inferred that 99% of students appreciate the internet facility.

Action Taken:

- For 1% student, IT department has been instructed to check the problem and resolve the issues.

Chart 17: You are aware of the functioning of the placement cell in our University



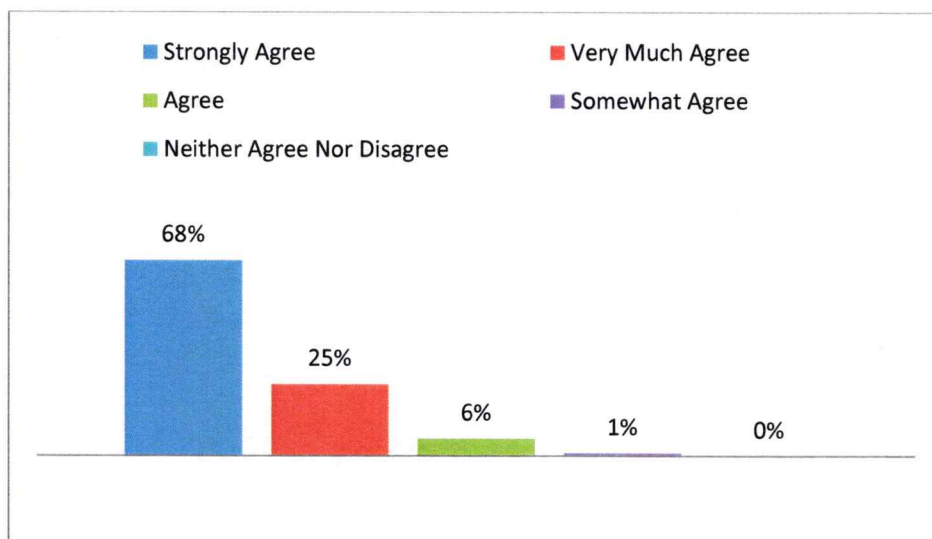
As far as the awareness of the functioning of the placement cell in the University is concerned, 26% of the students responded “Strongly agree”, 37% “very much agree”, 23% “agree”, 11%

“somewhat agree” and 3% “Neither agree nor disagree”. Thus it can be inferred that 97% of students appreciate the services rendered by the placement cell.

Action Taken:

- For those 3% who have responded “Neither agree nor disagree” students training and placement department has been instructed to conduct sessions, course wise so that each and every student must be aware of the functioning of Training and placement department.
- Trainings were arranged by the placement cell and communication skill and soft skill were Strengthened. Activities that will enhance the Communication skills of the students were encouraged.
- Pre-placement trainings were given Mock interviews and tests were conducted. The students were given guidance to how to prepare for bank exams, service commission exams and adequate classes was provided for the same

Chart 18: Sufficient Classrooms, reading rooms, toilets are available



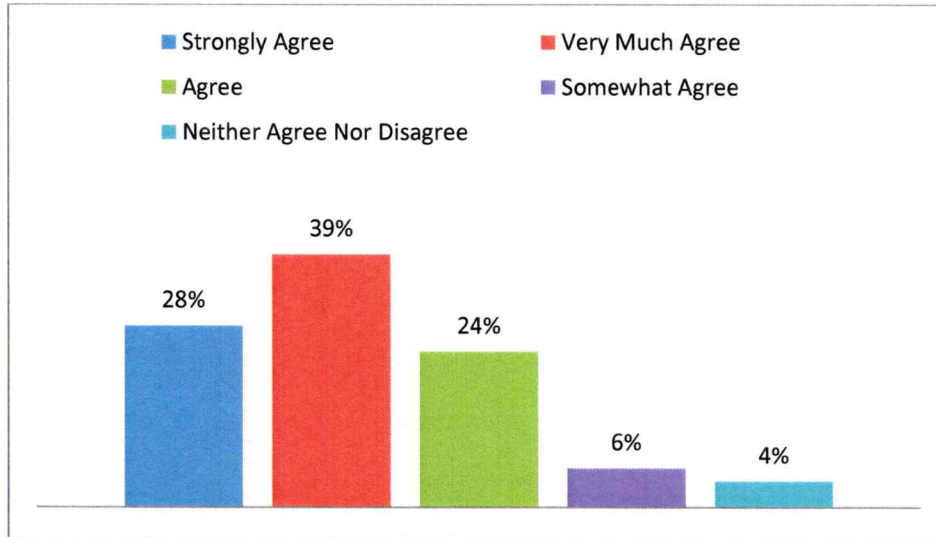
When the students were asked about it then 68% of them responded “Strongly agree”, 25% “very much agree”, 05% “agree”, 01% “somewhat agree” and 0% “Neither agree nor disagree”. As a result it can be asserted that almost 100% of the respondents appreciate that sufficient reading rooms, classrooms and toilets are available.

Action Taken:

- The Administration department was requested to look into the observations made by those 1% of the students and sort the issues if any.



Chart 19: You are satisfied with sports facilities available in University

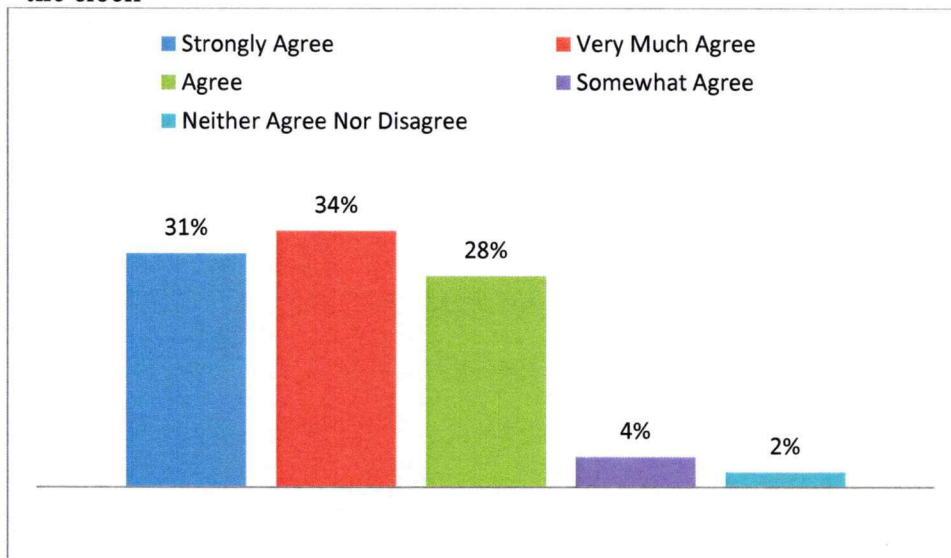


When the students were asked about it then 28% of them exclaimed “Strongly agree”, 39% “very much agree”, 24% “agree”, 6% “somewhat agree” and 4% “Neither agree nor disagree”. As a consequence it can be concluded that 97% of students appreciate the sports facility available in the university.

Action Taken:

- The sports in-charge has been instructed to take requirements from students and look into the observation made by those 4% students who responded as neither agree nor disagree.

Chart 20: You are satisfied with the medical facilities that are available round the clock



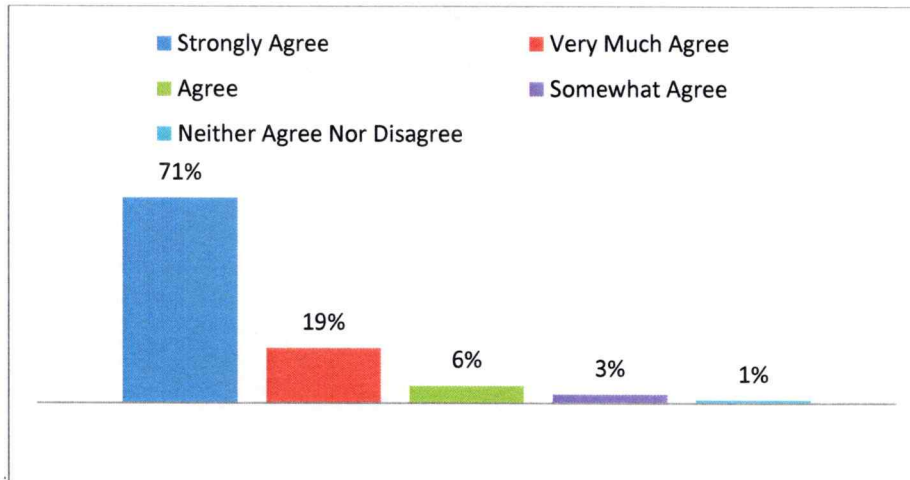
31% of the students responded “Strongly agree”, 34% “very much agree”, 28% “agree”, 4% “somewhat agree” and 2% “Neither agree nor disagree”. Subsequent to that 98% of students have appreciated the medical facilities.

Action Taken:

- The students who have rated 2% “Neither agree nor disagree” were asked to give their suggestions. The reasons were collected during the meeting with these students.
- The medical officer was requested to look into the observations made by the students.



Chart 21: Classrooms/labs/workshops are cleaned properly

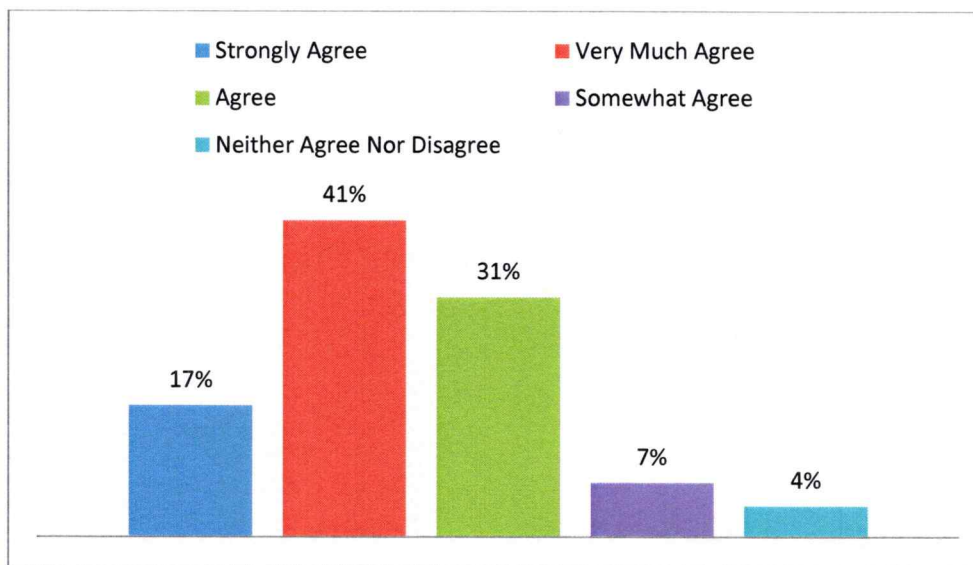


71% of the respondents answered “Strongly agree”, 19% “very much agree”, 06% “agree”, 03% “somewhat agree” and 01% “Neither agree nor disagree”. Thus 99% of students are of the view that classrooms/lab/workshops are cleaned properly.

Action Taken:

The Administration department was requested to look into the observations made by 1% of the students and instruct the housekeeping staff accordingly.


Chart 22: The toilets are cleaned properly and regularly



17% of the respondents answered “Strongly agree”, 41% “very much agree”, 31% “agree”, 7% “somewhat agree” and 4% “Neither agree nor disagree”. Thus 95% of students are of the view that the toilets are cleaned properly.

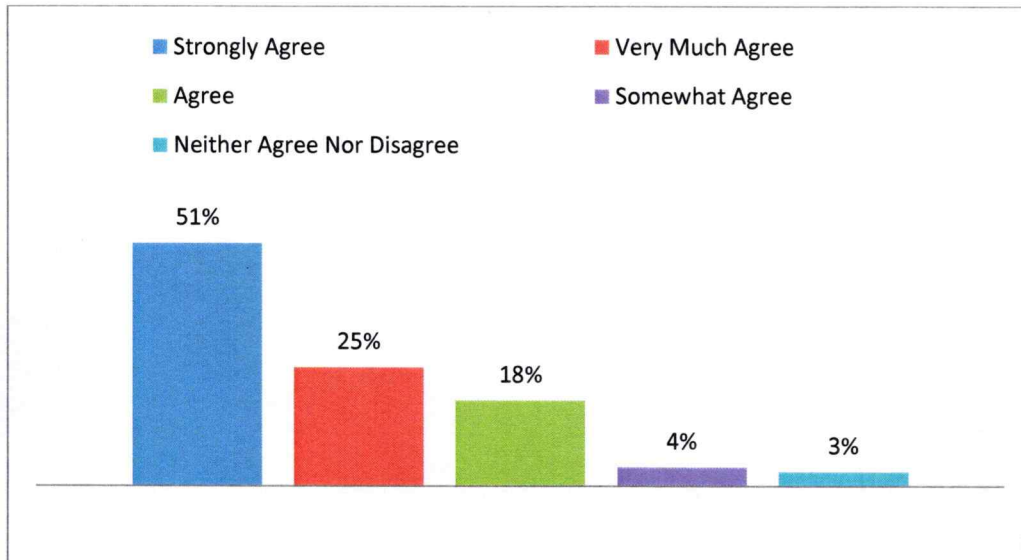
Action Taken:

- The Administration department was requested to look into the observations made by the 4% students and instructed to check the toilets frequently and appoint more workers if required.



- The Administration department was instructed to look into the observations made by the students and depute staff to check the toilets on regular interval and appoint more workers if required.

Chart 23: You are provided with Clean and cold drinking water

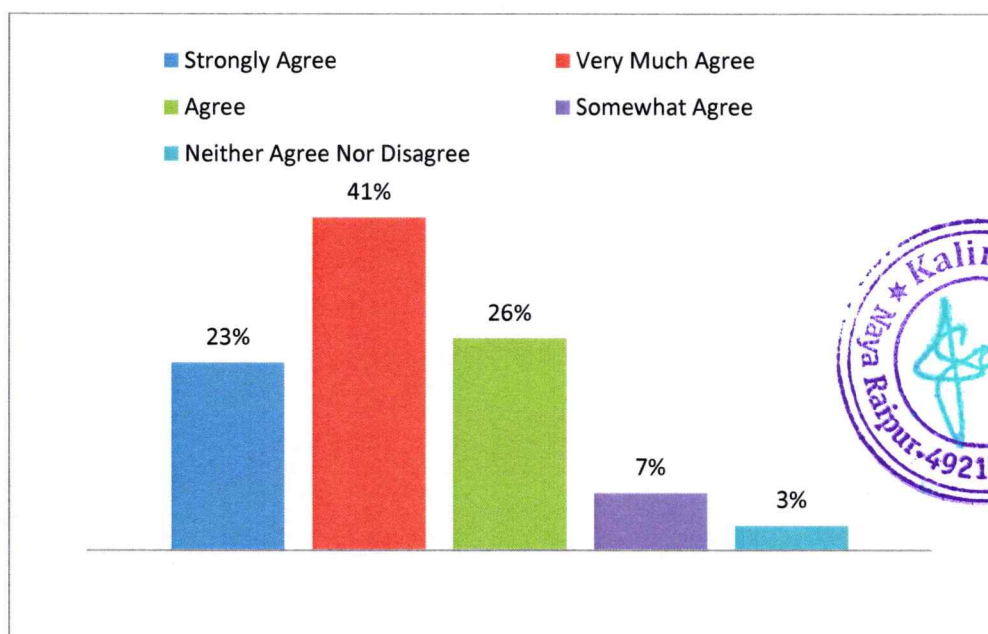


51% of the respondents answered “Strongly agree”, 25% “very much agree”, 18% “agree”, 4% “somewhat agree” and 03% “Neither agree nor disagree”. As a result 99% of the respondents are of the view that they are provided with clean and cold drinking water.

Action Taken:

- The Administration department was requested to look into the observations made by the 01% students and check the RO and Chiller plant on regular basis.
- Assigned duties to the staff to check the water supply in each building at regular intervals.

Chart 24: You are satisfied with Student Amenity Centre (Mini Market) present in your Campus

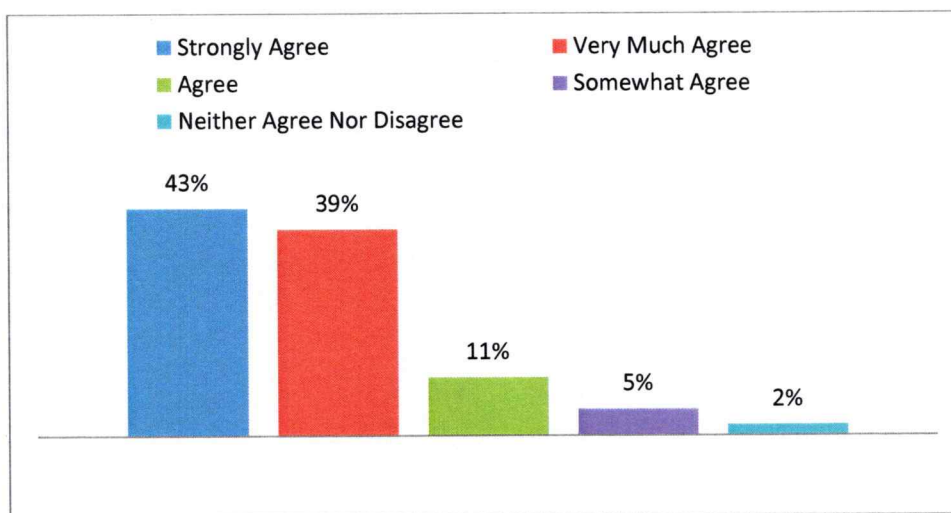


So far as the Student Amenity Centre (Mini Market) facility in the University is concerned 23% of the students responded “Strongly agree”, 41% “very much agree”, 26% “agree”, 7% “somewhat agree” and 3% “Neither agree nor disagree”. In consequence it can be inferred that 95% of students appreciate the services delivered by the student amenity centre.

Action Taken:

- From 03% student’s suggestions have been taken and administrative department has been instructed to maximize the shops as per the student’s requirement.

Chart 25: The feedback process is fair and unbiased


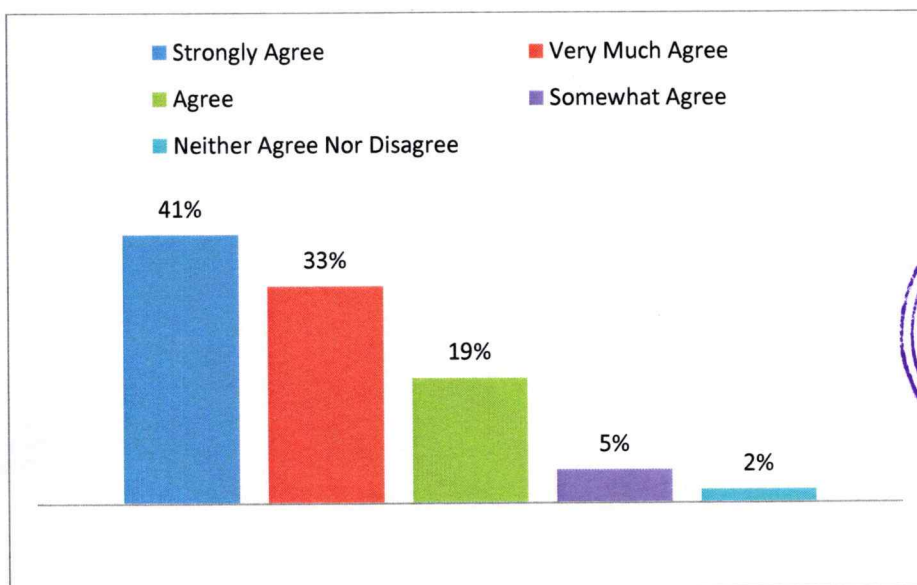


43% of the respondents answered “Strongly agree”, 39% “very much agree”, 11% “agree”, 05% “somewhat agree” and 2% “Neither agree nor disagree”. Thus 99% of the respondents are of the view that they the feedback process is fair and unbiased.

Action Taken:

- The views were taken from 2% of students and IQAC department along with Dean, Student welfare were instructed to check on the parameters stated by the students.

Chart 26: The teacher uses modern teaching aids, handouts, suitable references, power point presentation, web resources etc

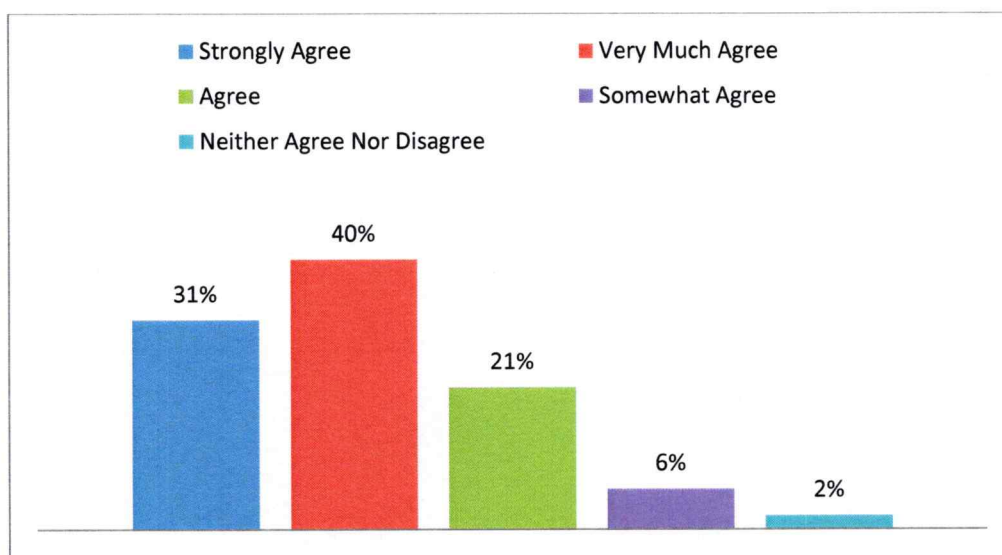


When the students were asked a question about the teaching pedagogy then 41% of them responded “Strongly agree”, 33% “very much agree”, 19% “agree”, 5% “somewhat agree” and 2% “Neither agree nor disagree”. Thus it seems that 98% of students admitted that teacher’s uses modern teaching technique.

Action Taken:

- The students who have rated 2% “Neither agree nor disagree” were called for the meeting.
- The department was requested to look into the observations made by the students over teaching aids
 - Monographs were prepared for all the subjects as teaching materials should meet students’ needs as every person has its own level of understanding.
- Informed individual course faculty in person.

Chart 27: The Syllabus has a good balance between theory and practical applications



When the students were asked about the “Syllabus balance between theory and practical applications” then 31% of them responded “Strongly agree”, 40% “very much agree”, 21% “agree”, 06% “somewhat agree” and 02% “Neither agree nor disagree”. As to conclude 99% of students affirmed that there is balance between theory and practical applications in the syllabus being taught to them.

Action Taken:

- The reasons were collected during the meeting with the 2% students.
- The departments were requested to look into the observations made by the students over balance between theory and practical applications. If needed syllabus revision can be done.





KALINGA UNIVERSITY


Established under Chhattisgarh Private Universities (Establishment and Operation) Act, 2005

Kotni, Near Mantralaya, Naya Raipur, Chhattisgarh, INDIA – 492 101
Mob: 93030 97043, Email- registrar@kalingauniversity.ac.in

Student Feedback Action Taken Report 2021-22

After taking feedback from students certain points were discussed and solutions were provided for them.

S. No.	Feedback	Action taken
1	Exposure to develop entrepreneurial skills which will help them identify their Potential was suggested.	T & P department was instructed to arrange Entrepreneurship training and development by experts on regular basis.
2	Training for how to effectively prepare for personal interview and group discussions during recruitment was Suggested.	Trainings were arranged by the placement cell and communication skill and soft skill were Strengthened. Activities that will enhance the Communication skills of the students were encouraged.
3	Skill development and job oriented courses were requested	The HOD's were instructed to revise the curriculum and to add more electives to meet the student's demands.
5	Teaching methods and teaching aids must be improved	ICT methods and smart classroom were used for effective teaching. Computer centre promoted (FOSS) Free Open Source Software to all services will provided in the campus to run- web, mail etc
6	Exposure to latest developments and advances should be known to the students	Experts were invited to share their Knowledge to our faculty and students. This helped them to interact with the resource persons and was motivated to do higher studies and take up jobs which has challenging future ahead
8	Special mock tests covering the entire syllabus to enable the students to perform well in placement interview was suggested.	This was arranged and the tests were conducted depending on the nature of the job and domain of the recruiting companies





KALINGA UNIVERSITY

Established under Chhattisgarh Private Universities (Establishment and Operation) Act, 2005

Kotni, Near Mantralaya, Naya Raipur, Chhattisgarh, INDIA – 492 101
Mob: 93030 97043, Email- registrar@kalingauniversity.ac.in

9	Washroom facilities are need to be enhanced.	Housekeeping department was instructed to look in to the matter and ensure the cleanliness of toilets.
10	More books, journals and reading material are needed in library.	Department Heads were instructed to provide the list of the same to the library committee for procurement process.
11	Wi-Fi related issues	IT department was instructed to check and understand the problem and resolve the issues if found relevant
12	Awareness about functioning of the placement cell in University.	Training and placement department was instructed to conduct the sessions course wise so that each and every student must be aware of the functioning of Training and placement department.
13	More no. of buses were made available on weekdays for outing	The same has been communicated to transport in charge to make available buses as per the strength of students going for outing.

