



ALUMNI FEEDBACK REPORT – 2022-2023

Our alumni feedback is valuable for us as it gives inputs regarding improvement in facilities. We request our alumni to provide their feedback to us and during alumni meets. Based on the comments of the alumni, the analysis is carried out as follows:

Q.1:

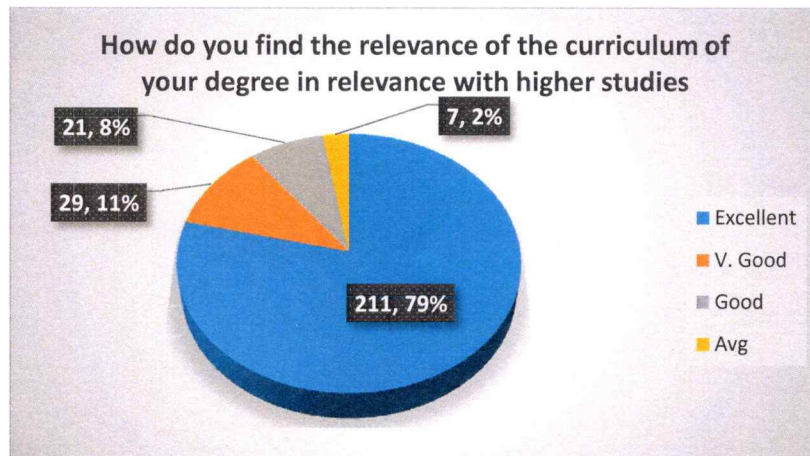


Chart 1: Relevance of the curriculum of your degree in relevance with higher studies

University has collected feedback on the relevance of curriculum. It was observed that, as many as 79% students felt the relevance was excellent, 29% found that, the relevance was very good, 8% felt it was good and only 2% felt it was average.

Q.2:

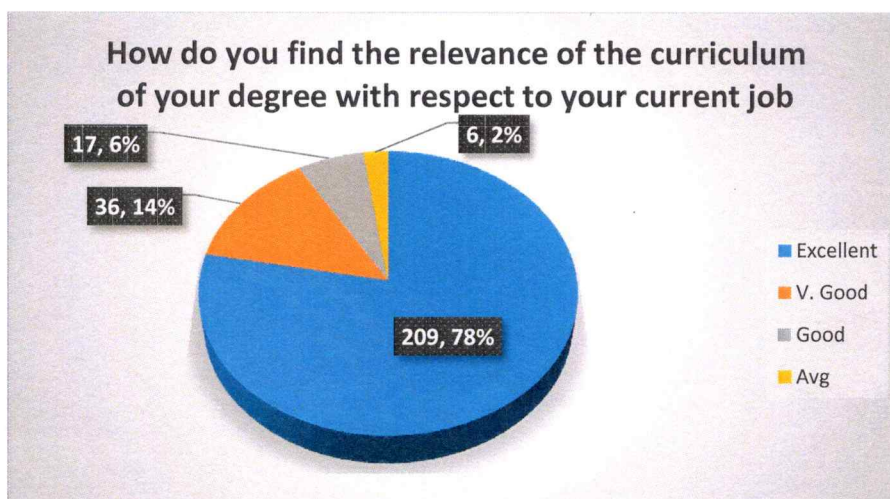


Chart 2: Relevance of the curriculum of your degree with respect to your current job





University has collected feedback on the relevance of curriculum wrt. Their current job, It was observed that, as many as 78% students felt the relevance was excellent, 14% found that, the relevance was very good, 6% felt it was good and only 2% felt it was average.

Q.3:

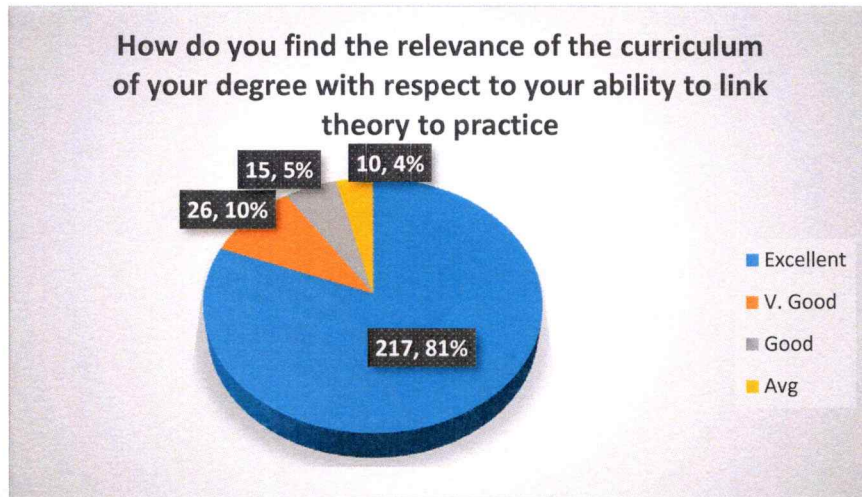


Chart 3: Relevance of the curriculum of your degree with respect to your ability to link theory to practice

University has collected feedback on the relevance of curriculum wrt their ability to link theory to practice. It was observed that, as many as 81% students felt the relevance was excellent, 10% found that, the relevance was very good, 5% felt it was good and only 4% felt it was average.

Q.4:

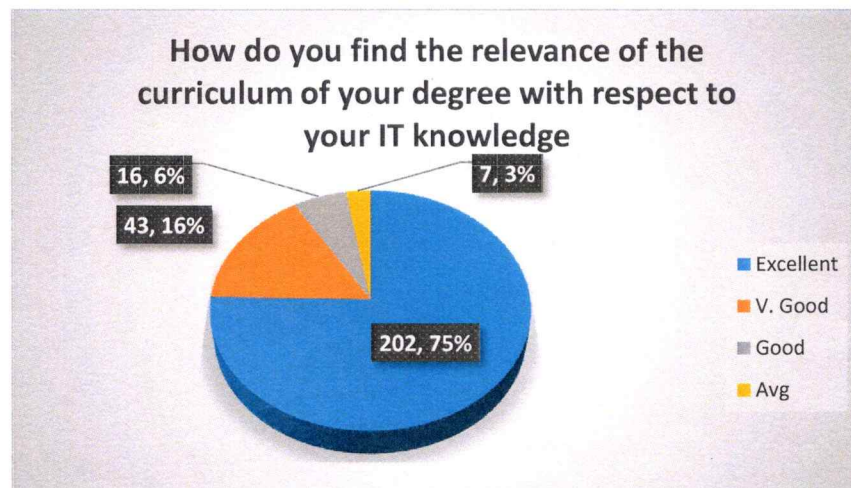


Chart 4: relevance of the curriculum of your degree with respect to your IT knowledge





KALINGA UNIVERSITY

Established under Chhattisgarh Private Universities (Establishment and Operation) Act, 2005

Kotni, Near Mantralaya, Naya Raipur, Chhattisgarh, INDIA – 492101
Mob: 93030 97043, Email – registrar@kalingauniversity.ac.in

University has collected feedback on the relevance of curriculum wrt IT knowledge. It was observed that, as many as 75% students felt the relevance was excellent, 16% found that, the relevance was very good, 6% felt it was good and only 3% felt it was average.

Overall Feedback Analysis: The Graphs were obtained from alumni input on the quality of education they received and the level of preparation they had at University. It was also to assess the quality of the academic program.

Action Taken Report

The University has taken sets to enhance participation of alumni in college activities and events and received feedback from them. The action taken are as follows

Sl No.	Feedback	Action Taken
	Alumni expressed a desire for continued improvement in the quality of education, including curriculum relevance, faculty expertise, and research opportunities.	<ul style="list-style-type: none">• Reviewed and updated curricula to align with industry trends.• Invested in faculty development and recruitment of experts in various fields.• Enhanced research opportunities and funding for students.
	Some of the alumni highlighted the need for enhanced career services, including job placement assistance.	<ul style="list-style-type: none">• Expanded the career services department (CCRC), offering personalized job placement assistance.
	Feedback also indicated the importance of improving support services for students, including mental health resources, counseling, and academic advising.	<ul style="list-style-type: none">• Conducted various programs for mental health resources and counseling services.• Strengthened academic advising with more accessible and knowledgeable advisors.
	Alumni expressed a desire to be more actively involved in the university community through alumni events, networking opportunities, and volunteering.	<ul style="list-style-type: none">• Organized alumni reunions, workshops, and networking events.

